



An open ended debt scheme predominantly investing in debt instruments of banks, Public Sector Undertakings, Public Financial Institutions and Municipal Bonds. A relatively high interest rate risk and moderate credit risk.

Fund Details

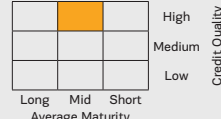
Investment Objective

To generate reasonable returns by primarily investing in debt and money market securities that are issued by Banks, Investment Objective Public Sector Undertakings (PSUs) and Public Financial Institutions (PFIs) in India.

Fund Category

Banking and PSU Fund

Investment Style



Scheme Rating

[ICRA]AAAmfs



Fund Manager

Mr. Kaustubh Gupta & Mr. Harshil Suvamkar

Date of Allotment

April 19, 2002

Benchmark

NIFTY Banking & PSU Debt Index

Managing Fund Since

September 29, 2009 & March 22, 2021

Experience in Managing the Fund

14.3 years & 2.8 years

SIP

Monthly: Minimum ₹ 1,000/-

Load Structure (as % of NAV) (Incl. for SIP)

Entry Load	Nil
Exit Load	Nil

AUM

Monthly Average AUM	₹ 8378.90	Crores
AUM as on last day	₹ 9549.92	Crores

Total Expense Ratio (TER)

Regular	0.71%
Direct	0.38%

Including additional expenses and goods and service tax on management fees.

Other Parameters

Modified Duration	2.73 years
Average Maturity	5.01 years
Yield to Maturity	7.64%
Macaulay Duration	2.90 years

Application Amount for fresh subscription

₹ 1,000 (plus in multiples of ₹ 1)

Min. Addl. Investment

₹ 1,000 (plus in multiples of ₹ 1)

PORTFOLIO

Issuer	% to Net Assets	Rating
Fixed rates bonds - Corporate	57.05%	
Power Finance Corporation Limited	3.40%	ICRA AAA
HDFC Bank Limited	2.61%	ICRA AAA
Small Industries Development Bank of India	2.56%	CRISIL AAA
National Housing Bank	2.36%	ICRA AAA
National Bank For Agriculture and Rural Development	2.18%	ICRA AAA
HDFC Bank Limited	1.98%	CRISIL AAA
National Bank For Agriculture and Rural Development	1.92%	ICRA AAA
LIC Housing Finance Limited	1.72%	CRISIL AAA
State Bank of India - Tier II - Basel III	1.66%	ICRA AAA
Small Industries Development Bank of India	1.48%	ICRA AAA
National Bank For Agriculture and Rural Development	1.41%	CRISIL AAA
LIC Housing Finance Limited	1.31%	CRISIL AAA
HDFC Bank Limited	1.30%	ICRA AAA
National Bank For Agriculture and Rural Development	1.30%	CRISIL AAA
National Bank For Agriculture and Rural Development	1.30%	ICRA AAA
HDFC Bank Limited	1.22%	ICRA AAA
National Bank For Agriculture and Rural Development	1.14%	ICRA AAA
National Bank For Agriculture and Rural Development	1.04%	CRISIL AAA
Power Finance Corporation Limited	1.04%	ICRA AAA
State Bank of India - Tier I - Basel III	1.03%	CRISIL AA+
Tata Capital Limited	1.03%	CRISIL AAA
Power Finance Corporation Limited	0.78%	ICRA AAA
Small Industries Development Bank of India	0.78%	ICRA AAA
State Bank of India - Tier II - Basel III	0.76%	ICRA AAA
Bank of Baroda	0.73%	CRISIL AA+
Small Industries Development Bank of India	0.73%	ICRA AAA
Power Finance Corporation Limited	0.68%	ICRA AAA
Small Industries Development Bank of India	0.68%	ICRA AAA
HDB Financial Services Limited	0.67%	CRISIL AAA
Mangalore Refinery and Petrochemicals Limited	0.65%	CARE AAA
Mahindra & Mahindra Financial Services Limited	0.58%	IND AAA
REC Limited	0.52%	ICRA AAA
Power Finance Corporation Limited	0.52%	ICRA AAA
REC Limited	0.52%	ICRA AAA
Power Finance Corporation Limited	0.52%	ICRA AAA
Small Industries Development Bank of India	0.52%	CRISIL AAA
REC Limited	0.52%	ICRA AAA
ICICI Bank Limited - Tier II - Basel III	0.52%	ICRA AAA
REC Limited	0.42%	CRISIL AAA
HDFC Bank Limited	0.36%	ICRA AAA
Power Finance Corporation Limited	0.32%	ICRA AAA
HDB Financial Services Limited	0.31%	CRISIL AAA

Issuer	% to Net Assets	Rating
ICICI Bank Limited	0.31%	ICRA AAA
National Bank For Agriculture and Rural Development	0.27%	CRISIL AAA
Power Grid Corporation of India Limited	0.26%	CRISIL AAA
REC Limited	0.26%	CRISIL AAA
Axis Finance Limited	0.26%	CARE AAA
Small Industries Development Bank of India	0.26%	CRISIL AAA
REC Limited	0.26%	ICRA AAA
Sundaram Home Finance Limited	0.26%	ICRA AAA
LIC Housing Finance Limited	0.26%	CRISIL AAA
ICICI Home Finance Company Limited	0.26%	ICRA AAA
Kotak Mahindra Prime Limited	0.26%	CRISIL AAA
REC Limited	0.26%	ICRA AAA
Mahindra & Mahindra Financial Services Limited	0.26%	CRISIL AAA
REC Limited	0.26%	CRISIL AAA
Indian Railway Finance Corporation Limited	0.26%	ICRA AAA
REC Limited	0.26%	ICRA AAA
HDFC Bank Limited	0.26%	ICRA AAA
Power Finance Corporation Limited	0.26%	ICRA AAA
HDB Financial Services Limited	0.26%	CRISIL AAA
Small Industries Development Bank of India	0.26%	ICRA AAA
Small Industries Development Bank of India	0.26%	ICRA AAA
Cholamandalam Investment and Finance Company Limited	0.26%	ICRA AA+
National Bank For Agriculture and Rural Development	0.26%	ICRA AAA
Summit Digital Infrastructure Private Limited	0.25%	CRISIL AAA
REC Limited	0.25%	ICRA AAA
LIC Housing Finance Limited	0.25%	CRISIL AAA
REC Limited	0.21%	CRISIL AAA
NIIF Infrastructure Finance Limited	0.21%	ICRA AAA
SMFG India Credit Co. Ltd.	0.21%	CRISIL AAA
Power Finance Corporation Limited	0.21%	ICRA AAA
Small Industries Development Bank of India	0.21%	CRISIL AAA
Indian Railway Finance Corporation Limited	0.16%	ICRA AAA
Bharat Petroleum Corporation Limited	0.16%	CRISIL AAA
LIC Housing Finance Limited	0.16%	CRISIL AAA
Bajaj Finance Limited	0.16%	CRISIL AAA
National Bank For Agriculture and Rural Development	0.15%	ICRA AAA
National Bank For Agriculture and Rural Development	0.11%	CRISIL AAA
Indian Railway Finance Corporation Limited	0.11%	CRISIL AAA
NUCLEAR POWER CORPORATION OF INDIA LTD	0.11%	CRISIL AAA
Power Finance Corporation Limited	0.11%	ICRA AAA
Bank of Baroda - Tier II - Basel III	0.10%	CARE AAA
Bajaj Finance Limited	0.10%	CRISIL AAA
Power Grid Corporation of India Limited	0.09%	CRISIL AAA



An open ended debt scheme predominantly investing in debt instruments of banks, Public Sector Undertakings, Public Financial Institutions and Municipal Bonds. A relatively high interest rate risk and moderate credit risk.

Issuer	% to Net Assets	Rating
Power Grid Corporation of India Limited	0.05%	ICRA AAA
Power Grid Corporation of India Limited	0.05%	ICRA AAA
Power Grid Corporation of India Limited	0.05%	ICRA AAA
Power Finance Corporation Limited	0.05%	ICRA AAA
Power Finance Corporation Limited	0.05%	ICRA AAA
Bajaj Housing Finance Limited	0.05%	CRISIL AAA
Power Grid Corporation of India Limited	0.05%	ICRA AAA
HDFC Bank Limited	0.05%	CRISIL AAA
HDFC Bank Limited	0.05%	ICRA AAA
Power Finance Corporation Limited	0.05%	ICRA AAA
National Bank For Agriculture and Rural Development	0.04%	CRISIL AAA
National Bank For Agriculture and Rural Development	0.01%	ICRA AAA
Punjab National Bank - Tier II - Basel III	0.01%	IND AAA
National Highways Authority of India	0.01%	CRISIL AAA
Government Bond	18.22%	
7.18% GOVERNMENT ON INDIA 14AUG2033 GSEC	4.82%	SOV
7.17% GOVERNMENT OF INDIA 17APR30	3.94%	SOV
7.38% GOI 20JUN2027	2.81%	SOV
7.06% GOI 10APR28	1.52%	SOV
4.70% INDIA GOVT BOND 22SEP2033 FRB	1.43%	SOV
7.32% GOI BOND 13NOV2030	0.90%	SOV
7.33% IGB 30OCT2026	0.90%	SOV
7.10% GOVERNMENT OF INDIA 18APR29	0.81%	SOV
7.26% GOVERNMENT OF INDIA 06FEB33	0.37%	SOV
7.18% GOI 24-Jul-2037	0.26%	SOV
7.17% GOI (MD 08/01/2028)	0.11%	SOV
7.26% GOI 22AUG2032	0.11%	SOV
7.72% GOI (MD 25/05/2025)	0.05%	SOV
6.97% GOI (MD 06/09/2026)	0.05%	SOV
6.45% GOVERNMENT OF INDIA 07OCT29 G-SEC	0.05%	SOV
7.54% GOVERNMENT OF INDIA 23MAY2036 GSEC	0.03%	SOV
7.37% GOI 23OCT2028	0.03%	SOV
7.59% GOI (MD 20/03/2029)	0.02%	SOV
7.57% GOI (MD 17/06/2033)	0.01%	SOV
5.22% GOVERNMENT OF INDIA 15JUN25 G-SEC	0.00%	SOV
Money Market Instruments	11.87%	
Bank of Baroda	2.58%	IND A1+
Axis Bank Limited	1.74%	CRISIL A1+
Small Industries Development Bank of India	1.02%	CRISIL A1+
ICICI Bank Limited	0.98%	ICRA A1+
Small Industries Development Bank of India	0.78%	CRISIL A1+
Kotak Mahindra Bank Limited	0.74%	CRISIL A1+
Axis Bank Limited	0.51%	CRISIL A1+
ICICI Bank Limited	0.50%	ICRA A1+
Axis Bank Limited	0.49%	CRISIL A1+
HDFC Bank Limited	0.49%	IND A1+
The Federal Bank Limited	0.49%	CRISIL A1+
DBS Bank Ltd/India	0.49%	IND A1+
Small Industries Development Bank of India	0.26%	CARE A1+
ICICI Bank Limited	0.25%	ICRA A1+
Standard Chartered Capital Limited	0.25%	ICRA A1+
DBS Bank Ltd/India	0.24%	IND A1+
HDFC Bank Limited	0.10%	ICRA A1+
Cash Management Bills	3.19%	
Government of India	0.37%	SOV
Government of India	0.36%	SOV
Government of India	0.24%	SOV
Government of India	0.23%	SOV
Government of India	0.21%	SOV
Government of India	0.18%	SOV
Government of India	0.18%	SOV
Government of India	0.17%	SOV
Government of India	0.16%	SOV
Government of India	0.12%	SOV
Government of India	0.12%	SOV
Government of India	0.11%	SOV

Issuer	% to Net Assets	Rating
Government of India	0.10%	SOV
Government of India	0.08%	SOV
Government of India	0.08%	SOV
Government of India	0.08%	SOV
Government of India	0.08%	SOV
Government of India	0.05%	SOV
Government of India	0.05%	SOV
Government of India	0.04%	SOV
Government of India	0.04%	SOV
Government of India	0.04%	SOV
Government of India	0.04%	SOV
Government of India	0.03%	SOV
Government of India	0.03%	SOV
Government of India	0.01%	SOV
Government of India	0.00%	SOV
Government of India	0.00%	SOV
Government of India	0.00%	SOV
State Government bond	0.74%	
6.98% MAHARASHTRA 26FEB2028 SDL	0.15%	SOV
8.96% MAHARASHTRA 09JUL24 SDL	0.12%	SOV
9.01% GUJARAT 25JUN24 SDL	0.08%	SOV
6.63% GUJARAT 16SEP2029 SDL	0.06%	SOV
6.47% MAHARASHTRA 21OCT2028 SDL	0.06%	SOV
8.42% KERALA 27JAN2026 SDL	0.05%	SOV
7.99% KERLA 28OCT25 SDL	0.05%	SOV
8.53% TAMIL NADU 28NOV2028 SDL	0.04%	SOV
7.20% MAHARASHTRA 09AUG2027 SDL	0.03%	SOV
7.76% UTTARAKHAND 29MAR2033 SDL	0.02%	SOV
7.98% KARNATAKA 14OCT25 SDL	0.02%	SOV
8.36% MAHARASHTRA 27JAN26 SDL	0.01%	SOV
7.46% MADHYA PRADESH 14SEP2032 SDL	0.01%	SOV
8.39 % MADHYA PRADESH 27JAN2026 SDL	0.01%	SOV
8.46% GUJARAT 10FEB2026 SDL	0.01%	SOV
7.66% UTTAR PRADESH 24AUG2032 SDL	0.01%	SOV
Floating rates notes - Corporate	0.52%	
Cholamandalam Investment and Finance Company Limited	0.52%	ICRA AA+
Alternative Investment Funds (AIF)	0.21%	
Corporate Debt Market Development Fund	0.21%	
Interest Rate Swaps	-0.02%	
Clearing Corporation of India Limited	0.00%	
Standard Chartered Bank	-0.00%	
ICICI Securities Primary Dealership Limited	-0.00%	
Standard Chartered Bank	-0.00%	
Standard Chartered Bank	-0.00%	
BNP Paribas - Indian branches	-0.01%	
DBS Bank Ltd/India	-0.01%	
Cash & Current Assets	8.21%	
Total Net Assets	100.00%	

Aditya Birla Sun Life Banking & PSU Debt Fund

An open ended debt scheme predominantly investing in debt instruments of banks, Public Sector Undertakings, Public Financial Institutions and Municipal Bonds. A relatively high interest rate risk and moderate credit risk.



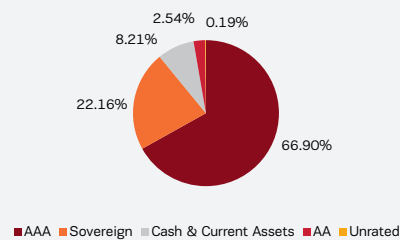
Savings Solutions

Investment Performance NAV as on December 29, 2023: ₹ 325.2527

	Since Inception	5 Years	3 Years	1 Year
Inception - April 19, 2002				
Aditya Birla Sun Life Banking & PSU Debt Fund	7.82%	6.94%	4.70%	6.88%
Value of Std Investment of ₹ 10,000	32525	13986	11474	10686
Benchmark - NIFTY Banking & PSU Debt Index	7.82%	6.78%	4.66%	6.73%
Value of Std Investment of ₹ 10,000	32554	13879	11461	10671
Additional Benchmark - CRISIL 10 Year Gilt Index	6.28%	5.79%	3.16%	7.84%
Value of Std Investment of ₹ 10,000	25988	13247	10976	10782

Past performance may or may not be sustained in future. The above performance is of Regular Plan - Growth Option. Kindly note that different plans have different expense structure. Load and Taxes are not considered for computation of returns. When scheme/additional benchmark returns are not available, they have not been shown. Total Schemes Co-Managed by Fund Managers is 1. Total Schemes managed by Mr. Kaustubh Gupta is 10. Total Schemes managed Mr. Harshil Savarnkar is 15. Refer annexure on page no. 166-167 to know more on performance of schemes managed by Fund Managers.
 Note: The exit load (if any) rate levied at the time of redemption/switch-out of units will be the rate prevailing at the time of allotment of the corresponding units. Customers may request for a separate Exit Load Applicability Report by calling our toll free numbers 1800-270-7000 or from any of our Investor Service Centers.

Rating Profile of Portfolio



NAV of Plans / Options (₹)

	Regular Plan	Retail Plan*	Direct Plan
Growth	325.2527	488.2469	335.8632
Monthly IDCW [‡] :	111.1336	110.9357	114.6697
Quarterly IDCW [‡] :	108.0670	110.8554	111.3693
IDCW [‡] :	152.8321	-	108.2404

[‡]Income Distribution cum capital withdrawal

@:Retail Plan has been discontinued and does not accept fresh subscriptions/Switch in.


Company Name	ISIN	YTM	YTC
State Bank of India - Tier II - Basel III	INE062A08256	6.82%	8.20%
State Bank of India - Tier I - Basel III **	INE062A08215	8.77%	9.11%
State Bank of India - Tier II - Basel III **	INE062A08264	6.55%	8.20%
ICICI Bank Limited - Tier II - Basel III **	INE090A08UDO	7.32%	8.11%
Punjab National Bank - Tier II - Basel III **	INE160A08159	7.45%	7.94%
Bank of Baroda - Tier I - Basel III **	INE028A08182	8.98%	8.92%

** Represents thinly traded/ non traded securities and illiquid securities.

Product Labeling Disclosures

Aditya Birla Sun Life Banking & PSU Debt Fund
 (An open ended debt scheme predominantly investing in debt instruments of banks, Public Sector Undertakings, Public Financial Institutions and Municipal Bonds. A relatively high interest rate risk and moderate credit risk.)

- Generation of reasonable returns and liquidity over short term
- investment primarily in securities issued by Banks, Public Sector Undertakings and Public Financial Institutions in India



*Investors should consult their financial advisors if in doubt whether the product is suitable for them.

Potential Risk Class Matrix

Credit Risk →	Relatively Low (Class A)	Moderate(Class B)	Relatively High (Class C)
Interest Rate Risk ↓			
Relatively Low (Class I)			
Moderate (Class II)			
Relatively High (Class III)		B-III	

Data as on December 29, 2023 unless otherwise specified